

Tower Challenge Visual Story



YORKMINSTER.ORG



**YORK
MINSTER**



There are set times when the tower climbs take place.

There are circumstances when the Tower climb may have to be cancelled, these include: strong winds, ice, thunderstorms, staffing issues, health and safety issues.

Bring your own water, especially if it is a hot day. There is nowhere to purchase water in the Minster or at the top of the Tower

YORKMINSTER.ORG



The experience at the top of the Tower will vary according to the weather. When the weather is foggy you will not be able to see as far as when there is good visibility. It can get very windy at the top. If it is raining you will get wet.

When you enquire about climbing the Tower you will be told when the next available climb is taking place.

YORKMINSTER.ORG





Once you have chosen the time of your Tower climb you will be asked to read health and safety guidelines. You can ask for this information to be read to you. The guidelines help to ensure that all those that undertake the climb understand the risks that may be involved and can make an informed decision whether to make the climb and purchase a ticket. The tickets are non-refundable.

YORKMINSTER.ORG






The cost of the ticket is £6 per person and can only be purchased with a card payment. If a carer accompanies a climber they can obtain a ticket at no charge. The ticket will display the time of your climb, this is the time of your trip. If you miss your trip, a place on another trip cannot be guaranteed unless another ticket is purchased.

Once you have purchased your ticket you will be shown where the meeting point is. This is in the South Transept, in the area of number 6 on the floor map, opposite the information desk by the entrance to the Undercroft Museum. There is a blue sign which reads 'Tower Challenge meeting point' and the time of the next climb will be displayed. Sometimes, the meeting place will need to be moved, but clear directions and signage will be provided.

You will be asked to wait at this place 5 minutes before the time of your climb. 2 minutes before your climb a member of staff will come over and greet you all.



The member of staff will repeat the Health and Safety guidelines before inviting you over to queue at the entrance to the Tower.

The entrance to the Tower is near the entrance to the Undercroft Museum and next to the lift down to the Undercroft Museum.

YORKMINSTER.ORG





The member of staff will need to check your ticket and then invite you to make the climb.

YORKMINSTER.ORG






The Tower climb is well lit with lights and windows at intervals along the climb. There is a handrail, the handrail is not continuous, there are places where there is no handrail, and this is where there are internal doors. These doors will be locked.

YORKMINSTER.ORG





The stairs are numbered every 25 steps. At 58 steps you will reach an internal crosswalk, if you do not wish to continue the climb this is a good place to wait for all the climbers to go pass and then you can head back down.

YORKMINSTER.ORG






After 106 steps you will reach the external crosswalk. This is the walkway across the roof of the south transept. If you have decided you do not want to make the next climb up the central Tower, this is the best place to wait for everyone to come past you and then make your way back down to the bottom of the Tower.

YORKMINSTER.ORG





The external crosswalk is a pathway which connects the first Tower to the second Tower. It has a handrail which is 1.16m high. This is a great place to take photos, please be aware that the person at the bottom of the tower may make a tannoy call if we need you to start to climb up the second Tower.

YORKMINSTER.ORG





There can sometimes be pigeons on the external crosswalk, please be aware that these pigeons can sometimes make their way into the Towers.

The steps to the second Tower is narrow slightly, however, after 8 steps the staircase will widen again.

YORKMINSTER.ORG






The next climb is a longer, and slightly steeper climb than the first Tower. There are windows situated at intervals along the climb and a handrail. The handrail is not continuous, there are places where there is no handrail, and this is where there are internal doors. These doors will be locked.

YORKMINSTER.ORG






Once you reach the top of the Tower a member of staff will greet you, they may be at the entrance, or in a small cabin which is situated by the entrance.



You can head in any direction around the top of the Tower, there is not a one way system.



There are 2 benches at the top of the Tower if you need to take a seat.




The Tower top is covered by a cage, this is primarily for your health and safety. There are viewing points around the Tower top through the cage, where you can take photographs.

There is signage on the cage which displays photographs of the views and pinpoints key landmarks.

The member of staff at the top of the Tower is available for your health and safety and to answer any questions you may have.

YORKMINSTER.ORG





Once every person who is climbing has reached the top of the Tower you will be able to head back down at your own convenience. The member of staff will let visitors know when their allocated time at the top of the Tower is over and they need to start to climb back down.

YORKMINSTER.ORG





As you head back down the Tower, please note that the descent can be quite steep in places.

There will be a member of staff at the bottom of the Tower to ensure that everyone returns back down safely.

YORKMINSTER.ORG

